

Scaled data based on original data using
LM-79-2024 Approved Method: Electrical and Photometric Measurements of Solid-
State Lighting Products

Test Report Prepared for
Cooper Lighting Solutions

Brand: INVUE

Report Number: G1-2509-539-3

Luminaire Tested: LXW-C1-AMB-LED-XX-Dx-A-GM

Test Date: 2026-04-08

Test Information

Test Method: LM-79-2024
Report Number: G1-2509-539-3
Test Lab: Cooper Lighting Solutions
Issue Date: 4/28/2026
Manufacturer: COOPER LIGHTING SOLUTIONS
Product Line: INVUE
Catalog Number: LXW-C1-AMB-LED-XX-Dx-A-GM
Description: Luxescape Bollard Wall Mount
Light Source: NARROW BAND AMBER
Ballast/Driver: -

Summary

Lumens per Lamp: N/A
Luminaire Lumens: 97.7 lumens
Efficiency: N/A
Efficacy: 12.0 lumens/watt
Luminous Opening: Circular (Dia: 0.4' x H: 0')
IES Classification: Type III - Short
BUG Rating: B0 - U0 - G0

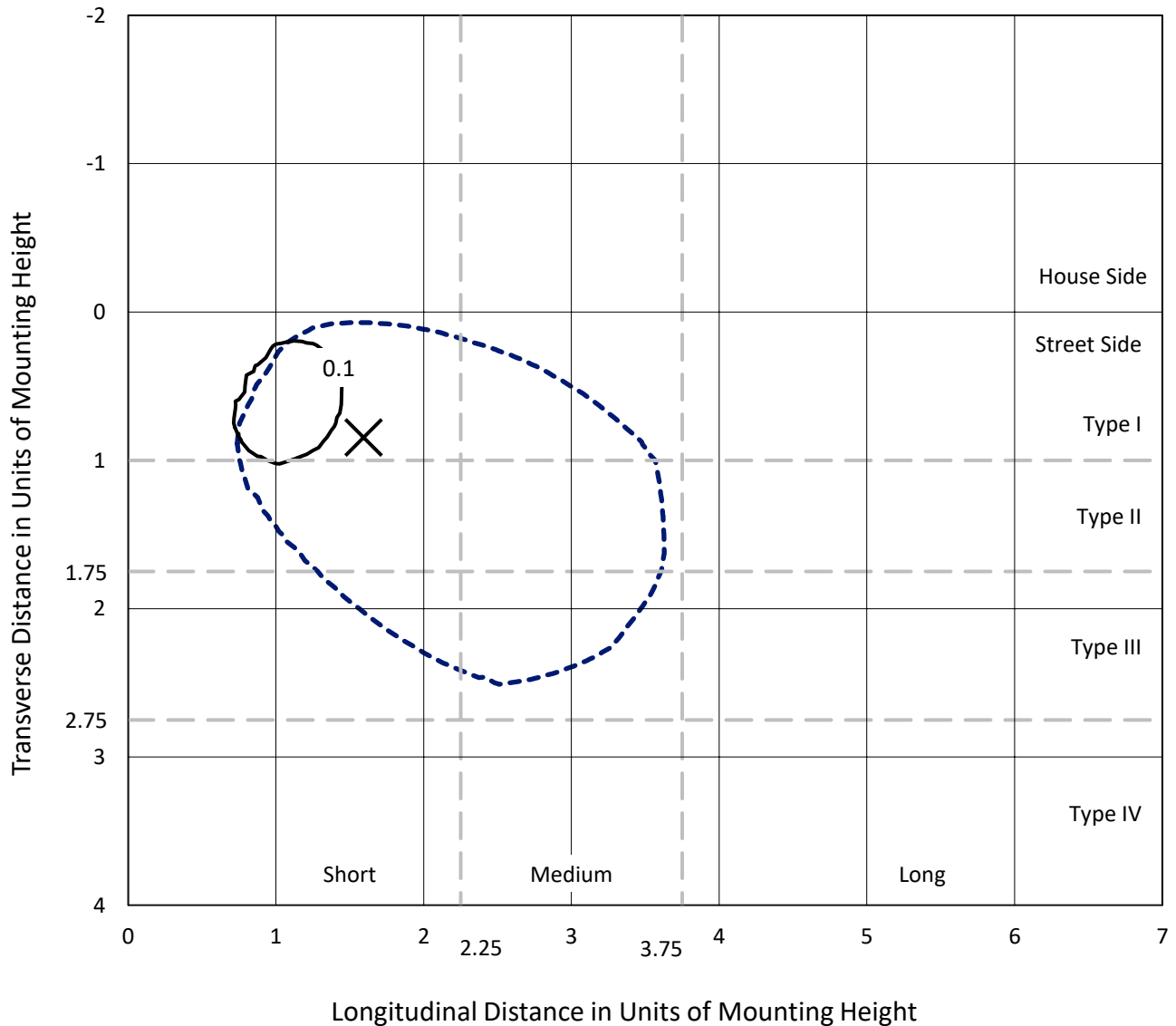
Input Watts (W): 8.15
Input Voltage (V): 120.0
Input Current (Ain): 0.0701
Voltage Rise (V): NR
Power Factor: 0.9688
Total Harmonic Distortion (THDi): 12.739600%
Frequency (hertz): 60
Stabilization Time: 0.5 HR
Operation Time: 3 HR
Ambient Temperature (°C): 24.8
Test Distance: 28.75 FT



REPORT NUMBER: G1-2509-539-3
 CATALOG NUMBER: LXW-C1-AMB-LED-XX-Dx-A-GM

Iso-Footcandle Lines of Horizontal Illumination

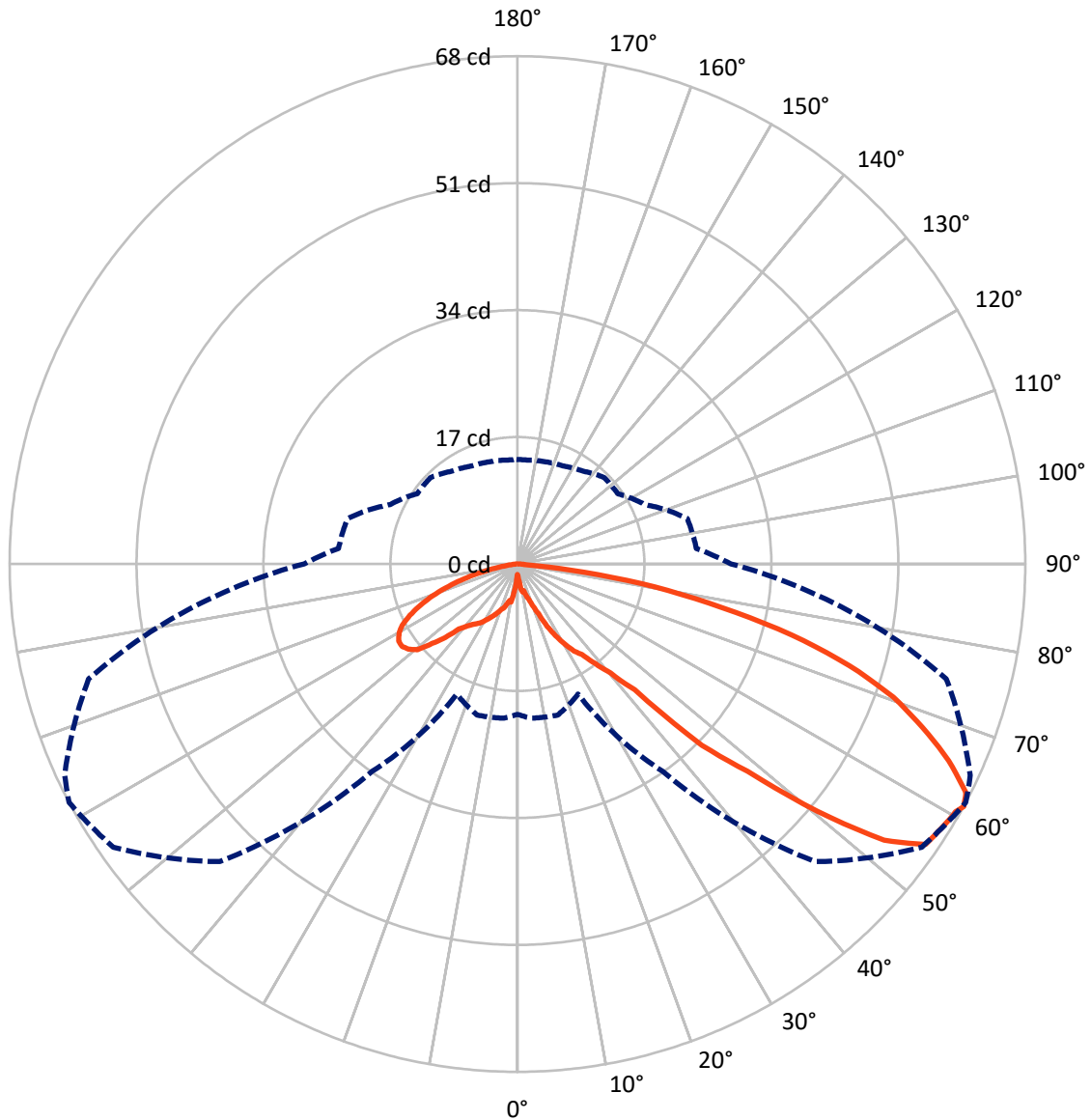
× Max cd
 - - - 1/2 Max cd



Based on 10 foot mounting height. Maximum calculated value = 0.1 fc
 Type III - Short - N/A

REPORT NUMBER: G1-2509-539-3
CATALOG NUMBER: LXW-C1-AMB-LED-XX-Dx-A-GM

Luminous Intensity Polar Plot



— Vertical Plane Through 62-Deg Lateral - - - Horizontal Cone Through 61-Deg Vertical

REPORT NUMBER: G1-2509-539-3

CATALOG NUMBER: LXW-C1-AMB-LED-XX-Dx-A-GM

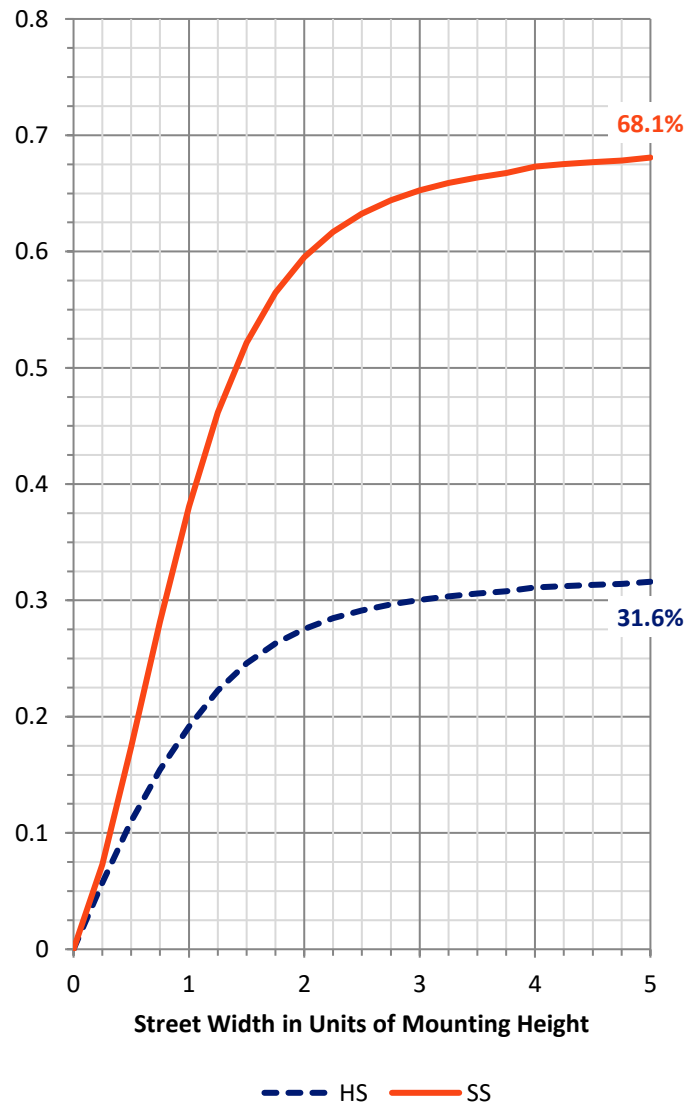
FLUX DISTRIBUTION:

		Downward	Upward	Total
House Side	Lumens	31.0	0.0	31.0
	% Fixture	31.8	0.0	31.8
Street Side	Lumens	66.6	0.0	66.6
	% Fixture	68.2	0.0	68.2
Total	Lumens	97.7	0.0	97.7
	% Fixture	100.0	0.0	100.0

Coefficient of Utilization

ZONAL LUMENS:

Zone	Lumens	% Fixture
0°-10°	0.3	0.3
10°-20°	1.6	1.6
20°-30°	3.7	3.8
30°-40°	6.9	7.1
40°-50°	14.4	14.8
50°-60°	26.2	26.9
60°-70°	26.6	27.2
70°-80°	15.7	16.1
80°-90°	2.1	2.2
90°-100°	0.0	0.0
100°-110°	0.0	0.0
110°-120°	0.0	0.0
120°-130°	0.0	0.0
130°-140°	0.0	0.0
140°-150°	0.0	0.0
150°-160°	0.0	0.0
160°-170°	0.0	0.0
170°-180°	0.0	0.0
0°-90°	97.7	100.0
0°-180°	97.7	100.0



REPORT NUMBER: G1-2509-539-3

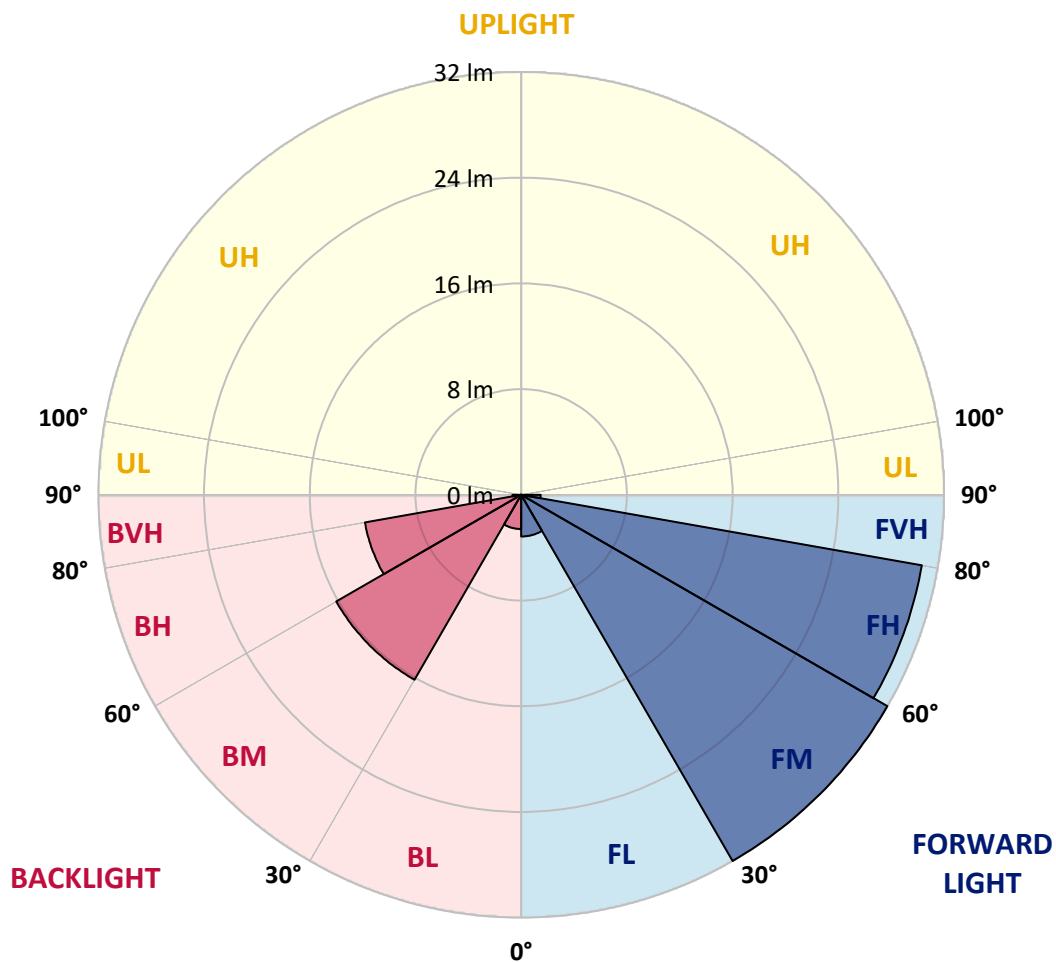
CATALOG NUMBER: LXW-C1-AMB-LED-XX-Dx-A-GM

LUMINAIRE CLASSIFICATION SYSTEM LUMEN TABLE AND BUG RATING:

Zone		Lumens	% Fixture	Zone Rating/Lumen Limit		
				B	U	G
FL	(0°-30°)	3.1	3.2			
FM	(30°-60°)	31.6	32.4			
FH	(60°-80°)	30.4	31.2			G0/660
FVH	(80°-90°)	1.5	1.5			G0/10
BL	(0°-30°)	2.6	2.6	B0/110		
BM	(30°-60°)	16.0	16.3	B0/220		
BH	(60°-80°)	11.9	12.1	B0/110		G0/110
BVH	(80°-90°)	0.6	0.7			G0/10
UL	(90°-100°)	0.0	0.0		U0/0	
UH	(100°-180°)	0.0	0.0		U0/0	

BUG Rating: B0-U0-G0

Type III Short





REPORT NUMBER: G1-2509-539-3

CATALOG NUMBER: LXW-C1-AMB-LED-XX-Dx-A-GM

CANDELA DISTRIBUTION (FULL):

	0°	5°	15°	25°	35°	45°	55°	62°	65°	75°	85°
0°	1.4	1.4	1.4	1.4	1.4	1.4	1.4	1.4	1.4	1.4	1.4
2.5°	1.6	1.7	1.8	1.8	1.8	1.6	1.7	1.7	1.6	1.5	1.5
5°	2.7	3.3	2.9	2.6	2.6	2.8	2.4	2.3	2.2	2.2	2.2
7.5°	5.2	5.0	4.9	4.5	4.0	4.1	3.7	3.3	3.2	3.0	3.0
10°	7.0	6.9	6.1	6.2	5.0	4.4	4.4	3.8	3.7	3.3	3.3
12.5°	7.0	7.2	6.9	7.1	6.0	5.0	4.3	3.6	3.5	3.4	3.6
15°	8.2	8.1	7.9	7.7	6.9	5.5	4.6	4.4	4.1	3.7	3.9
17.5°	8.7	9.0	8.5	8.0	7.2	5.8	5.4	5.0	4.9	4.7	4.6
20°	9.6	9.9	9.5	8.3	7.6	6.4	6.2	6.0	5.7	5.4	5.2
22.5°	10.1	10.7	10.2	8.6	8.0	7.3	7.4	7.2	6.8	6.2	6.0
25°	10.8	11.4	10.6	9.1	8.6	8.3	9.5	9.2	8.9	7.4	6.9
27.5°	11.6	11.9	11.0	10.0	9.3	9.7	11.0	10.8	10.4	8.7	8.1
30°	12.2	12.3	11.4	10.6	9.9	11.0	12.0	12.3	11.8	10.2	9.0
32.5°	12.7	12.8	11.9	10.9	10.6	12.3	13.6	13.8	13.5	12.0	9.8
35°	13.0	13.1	12.3	11.3	11.4	13.6	14.8	14.8	14.8	13.3	10.8
37.5°	13.4	13.6	12.7	11.7	12.2	15.1	16.7	16.8	16.8	14.9	12.0
40°	14.0	14.0	13.4	12.3	13.4	17.0	18.9	19.1	19.0	17.2	13.4
42.5°	15.0	14.8	14.2	13.2	15.1	20.3	22.4	22.9	22.6	20.7	15.3
45°	17.3	17.5	17.3	16.4	19.6	28.8	33.3	34.4	33.8	30.1	21.4
47.5°	18.9	19.0	19.3	17.8	23.1	35.5	40.5	41.2	41.0	36.9	25.7
50°	20.5	20.6	21.6	20.3	28.2	44.6	50.8	51.8	51.2	46.4	31.3
52.5°	21.3	21.6	22.7	21.6	31.6	50.4	59.4	61.1	60.3	53.6	35.3
55°	21.6	21.9	23.1	21.3	33.4	54.4	64.1	65.9	64.9	56.5	37.1
57.5°	21.2	21.7	22.4	20.3	33.7	55.7	65.5	66.5	65.5	58.2	38.1
60°	20.6	21.1	21.3	19.6	33.9	56.3	65.3	67.0	66.2	59.0	38.2
61°	20.0	20.6	20.8	19.1	33.7	56.0	65.7	67.6	66.5	59.1	38.2
62.5°	19.3	19.6	19.9	18.2	32.9	55.4	65.4	67.0	66.2	58.6	37.8
65°	17.5	17.8	17.9	16.6	31.2	53.0	62.4	63.1	63.0	55.6	35.8
67.5°	15.2	15.7	15.8	14.5	28.9	49.4	57.0	58.2	57.3	51.9	33.0
70°	12.9	13.6	13.6	12.1	26.1	44.4	51.6	53.1	52.0	46.5	29.9
72.5°	10.5	10.7	10.8	9.7	22.6	38.6	45.1	46.2	45.5	40.2	25.6
75°	7.6	7.8	8.0	7.5	17.9	31.6	37.0	37.7	37.2	33.1	20.2
77.5°	5.0	5.3	5.3	5.1	13.2	23.9	27.3	27.8	28.1	24.7	14.6
80°	3.0	2.9	3.0	2.9	7.9	15.4	17.8	18.5	18.5	15.9	9.2
82.5°	1.5	1.3	1.3	1.2	3.1	6.8	8.3	9.0	8.1	6.6	3.5
85°	0.5	0.6	0.5	0.4	0.5	0.9	0.9	0.9	0.9	0.7	0.6
87.5°	0.4	0.4	0.4	0.2	0.4	0.6	0.5	0.7	0.6	0.5	0.4
90°	0.0	0.0	0.0	0.0	0.0	0.0	0.0	0.0	0.0	0.0	0.0



REPORT NUMBER: G1-2509-539-3

CATALOG NUMBER: LXW-C1-AMB-LED-XX-Dx-A-GM

CANDELA DISTRIBUTION (continued):

	90°	95°	105°	115°	125°	135°	145°	155°	165°	175°	180°
0°	1.4	1.4	1.4	1.4	1.4	1.4	1.4	1.4	1.4	1.4	1.4
2.5°	1.4	1.5	1.6	1.7	1.8	1.7	1.9	1.7	1.7	1.7	1.8
5°	2.1	2.2	2.7	2.7	3.0	2.8	2.6	3.0	2.9	2.8	2.7
7.5°	3.0	3.3	3.6	3.7	4.5	4.5	4.1	3.9	3.4	3.5	3.5
10°	3.2	3.3	3.5	5.0	5.6	5.3	5.3	4.4	4.3	4.3	4.3
12.5°	3.3	3.2	3.9	4.7	5.5	5.8	5.8	5.0	4.8	4.2	4.1
15°	3.9	4.1	4.5	5.3	5.8	6.3	6.4	5.7	5.0	4.3	4.1
17.5°	4.7	4.9	5.4	6.0	6.3	6.8	6.8	6.1	5.1	4.4	4.0
20°	5.3	5.7	6.3	6.3	6.6	7.0	7.2	6.2	5.1	4.5	4.4
22.5°	6.1	6.6	7.1	6.9	7.1	7.2	7.6	6.4	5.3	4.5	4.6
25°	7.1	7.2	7.5	7.4	7.7	7.7	7.9	7.0	5.9	5.2	5.2
27.5°	8.0	8.1	8.3	8.0	8.1	7.9	8.1	7.4	6.4	5.7	5.5
30°	8.7	8.8	8.8	8.7	8.4	8.3	8.3	7.6	6.8	6.1	6.2
32.5°	9.5	9.4	9.6	9.4	8.8	8.7	8.6	8.0	7.0	6.7	6.6
35°	10.1	10.1	10.3	9.8	9.3	9.1	9.0	8.2	7.3	7.0	6.9
37.5°	11.0	10.9	10.9	10.3	9.6	9.7	9.2	8.5	7.7	7.6	7.5
40°	12.1	11.9	11.7	11.0	10.3	10.2	9.5	8.8	8.2	8.0	8.0
42.5°	13.5	13.4	13.0	11.8	11.2	10.8	10.3	9.4	8.7	8.6	8.7
45°	18.0	17.1	16.4	13.9	13.2	13.0	12.3	11.3	10.7	10.5	10.5
47.5°	21.1	19.8	18.9	15.9	14.6	14.3	13.4	12.4	11.9	11.8	11.7
50°	24.8	22.9	21.8	18.1	16.3	16.0	15.0	14.0	13.3	12.9	13.2
52.5°	27.4	25.2	23.9	19.0	17.0	17.2	16.1	14.9	14.2	13.8	13.7
55°	28.7	25.3	24.6	19.5	17.4	17.5	16.4	15.2	14.7	14.2	14.3
57.5°	29.2	24.9	24.4	19.6	17.1	17.2	16.0	14.9	14.6	14.2	14.3
60°	28.8	24.1	23.7	19.0	16.6	16.6	15.6	14.6	14.5	14.1	14.1
61°	28.4	23.9	23.4	18.7	16.3	16.3	15.1	14.4	14.1	13.9	13.9
62.5°	27.7	23.0	22.6	18.1	15.7	15.8	14.6	14.0	13.8	13.5	13.6
65°	26.0	21.3	20.8	16.5	14.4	14.6	13.6	13.1	12.9	12.8	12.9
67.5°	23.2	19.3	18.4	14.6	12.7	12.9	12.1	11.7	11.8	11.8	11.7
70°	20.5	16.9	15.9	12.6	10.8	11.2	10.5	10.6	10.7	10.6	10.6
72.5°	17.4	13.8	13.0	10.0	8.8	9.3	8.9	9.1	9.2	9.1	8.9
75°	13.7	10.8	9.9	7.6	6.8	7.3	7.1	7.5	7.7	7.5	7.6
77.5°	9.8	7.5	6.7	5.1	4.8	5.2	5.0	5.6	5.7	5.8	5.7
80°	5.7	4.4	3.9	3.0	3.1	3.4	3.3	3.9	4.1	3.9	4.0
82.5°	2.2	1.9	1.7	1.4	1.5	1.6	1.6	1.9	2.3	2.1	2.1
85°	0.6	0.5	0.7	0.5	0.6	0.6	0.4	0.7	0.9	1.0	0.9
87.5°	0.3	0.3	0.4	0.5	0.5	0.5	0.2	0.5	0.6	0.7	0.7
90°	0.0	0.0	0.0	0.0	0.0	0.0	0.0	0.0	0.0	0.0	0.0

(END OF REPORT)